

# CONTRACT



# ECLIPSE™

## SHUTTERS



# ECLIPSE™

Eclipse™ Shutters feature three louver sizes and two tilt options that combine a fashionable, clean look with superior durability. Designed for quick installation and easy care, our shutters have a durable finish that never

needs painting or sanding. Eclipse™ Shutters add a relaxed sense of luxury to virtually any room and will assure years of great performance.

## FEATURES

### ENERGY-EFFICIENT

Hollow design provides the best insulation barrier

### FIRE RETARDANT

NFPA-701 Certified

### CHILD SAFE DESIGN

No choking hazard from cords

### NON-POROUS

Resists mold and mildew

### WASHABLE

Easily cleaned with soap and water

### WATERPROOF

Perfect for any room including high-moisture areas

### VIRTUALLY INDESTRUCTIBLE

Will not warp, crack, peel or fade and never needs painting

### LIGHTWEIGHT

Lightweight design outperforms heavier products

### UV PROTECTIVE

Guaranteed not to yellow or fade

### PRODUCT SELECTION

Multiple design options to suit any window

### PERMANENT FINISH

Resistant to dents and scratches

### 25-YEAR WARRANTY

Unconditionally guaranteed for 25 years

### GREENGUARD certified



Hospitality



Healthcare



Corporate



### REFERENCE PROJECTS

- Hampton Inn - Augusta, GA
- Sheraton Hotel - Niagara Falls, Canada
- Sofitel Hotel - Melbourne, Australia
- Embassy Suites - Tampa, FL
- CVS Pharmacy - Detroit, MI
- Pilgrim Manor Assisted Living - Bossier City, LA



Standard Hinge System	Opens and/or folds left or right. Accommodates window openings from 6"- 144" wide, and 16" - 120" high.	
Bi-Fold Track System	Slides and folds open. Accommodates window/door openings from 24"- 192" wide, and 20"- 120" high.	
By-Pass Track System	Panels slide left and right. Accommodates window/door openings from 24"- 192" wide, and 20"- 120" high.	
French Door	Accommodates door openings 7"- 36" wide, and 16"- 120" high.	



**PRODUCT SPECIFICATIONS**  
**PART 1 - PRODUCTS**

**2.01 ACCEPTABLE MANUFACTURER**

- A. Eclipse™ Shutters: 1327 Northbrook Pkwy, Suite 410, Suwanee, GA, 30024; Phone: 877-874-8877; Fax: 770-995-2237; www.eclipseshutters.com
- B. Product substitutions must be approved by architect a minimum of 30 days prior to close of bid.

**2.02 COMPONENTRY:**

- A. **MATERIAL:** Polyresin 3® is exterior grade extruded vinyl that is NFPA 701 compliant and won't fade, crack, peel, or warp. The color is impregnated into the raw material for a consistent even finish for all profiles. All other molded accessories and small components are made of color coordinated nylon or ABS material.
- B. **PANEL:** All panels are assembled using stile and rail construction. The stiles are reinforced with either molded plastic, and/or aluminum reinforcement based on the size of the panel. Color coordinated stile end caps conceal fabrication hardware providing a finished look. Horizontal mid rails provide strength for longer panels and divides the shutter into 2 or more louver sections for maximum light control. (See Fig. 4)
- C. **LOUVERS:** Elliptical shape louvers are available in 3 sizes: 2 ½", 3 ½" and 4 ½" widths. The louvers rotate fully in both directions when actuated. Computer positioned louver spacing provides accurate and equal spacing between louvers, creating a uniform look from shutter to shutter. (See Fig. 3)
- D. **ROTATION SYSTEM:** Traditional Tilt-Bar System (See Fig. 2) provides a tight and uniform closure of all louvers at once. This is located on the front center of each panel. The optional Clearview® System (see Fig. 1) performs the same function as a tilt-bar, but is hidden on the back hinge side of the panel.
- E. **FRAMES:** Five frame options are available and can be configured with 2, 3, or 4 sides. Frame extensions are also available for outside mount frames.

- 1. **Trim Frame:** This inside mount only frame has a 2" wide face that extends onto the face of the wall resembling standard window trim. The Trim Frame has an overall depth of 2 1/16".
- 2. **Deluxe Trim Frame:** This inside mount only

frame has a 2 11/16" wide face that extends onto the face of the wall resembling decorative window trim. The Deluxe Trim Frame has an overall depth of 2 1/16".

3. **Z Frame:** This inside mount only frame has a 1 1/8" wide face that extends onto the face of the wall and can be used in conjunction with standard window trim. The Z Frame has an overall depth of 2 1/16".

4. **L Frame:** This inside mount or outside mount frame has a 3/4" wide face. The L Frame has an overall depth of 2 1/16". Up to three ½" extensions can be added to the back side of the L Frame for greater depth clearance.

5. **Casing Frame:** This outside mount only frame has a 2" wide face. The Casing Frame has an overall depth of 2 5/16". A single ¾" frame extension is available for greater depth clearance.

F. **MOUNTING HARDWARE:** Manufacturers standard screws allow for an easy and proper installation. All hinges are two part hinges with a removable pin. Painted hinges are powder coated and color coordinated. Brass plated and stainless steel hinges are optional.

**G. ADDITIONAL OPTIONS:**

- A. **Panel Lock:** A system that uses a spring loaded plunger and a ramp. The plunger is inserted into the bottom side of the panel and the ramp is attached to the frame. The plunger locks into the groove in the ramp, thus keeping the panel in the closed position.
- B. **Magnet and Catch Plates:** Optional and can be substituted for the Panel Lock System.

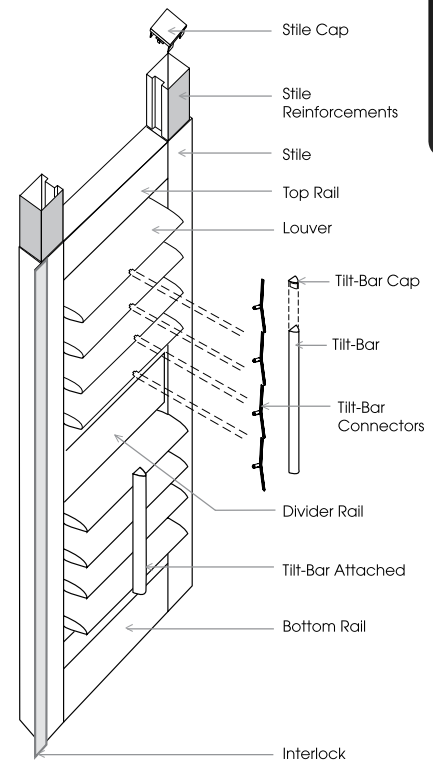
**2.03 FABRICATION**

- A. Shutter measurements shall be accurate to within +/- 1/8" or as recommended by manufacturer.
- B. All shutters are custom made to each individual order.

**2.04 FINISHES**


- A. The four available colors are Cotton, Pearl, Vanilla, and Sandstone. The material resists scratches and dents and the color runs completely through the material.
- B. Hinges are available in: Cotton, Pearl, Sandstone, Brass and Stainless Steel.

**SHUTTER PANEL PARTS**


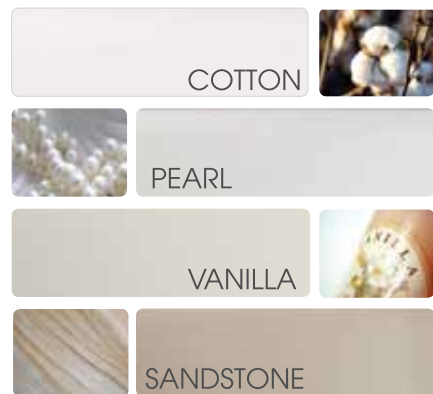



(Fig. 4)

**ROTATION SYSTEM & LOUVER SIZES**



(Fig. 2)



## GENERAL SPECIFICATIONS PART 2 – GENERAL

## 1.01 SCOPE

- A. Supplier: Furnish and install Polyresin 3® shutters manufactured by Eclipse™ Shutters 1327 Northbrook Pkwy, Suite 410, Suwanee, GA, 30024; Phone: 877-874-8877; Fax: 770-995-2237; Website: www.eclipseshutters.com
- B. Related Work Specified Elsewhere

## 1.02 REFERENCES

- A. NFPA 701 Small Scale test for horizontal applications
- B. Solar Heat Gain Coefficient
- C. WES 1584 Thermal Performance test for window treatments
- D. UV Stabilized
- E. GREENGUARD listed for Microbial Resistance
- F. GREENGUARD certification for Children & Schools
- G. GREENGUARD certification for Indoor Air Quality

## 1.03 SUBMITTALS

- A. Product Information: Submit Eclipse™ Shutters product literature indicating options, materials, configurations, installation instructions and care and cleaning recommendations.
- B. Drawings: Configuration and assembly drawings shall be supplied upon request.
- C. Color Samples: Submit a color sample in the type and color specified.
- D. Shutters are custom built based on the measurements taken in the field.

## Flammability (Flame Resistant)

Meets and exceeds NFPA 701 flammability testing for commercial and hospitality applications.

## Solar Heat Gain Coefficient

Eclipse™ product ability to block heat from sun has a SHGC of 0.09. SHGC is expressed as a number between 0 and 1. The lower the SHGC, the better a product is at blocking unwanted heat gain. Blocking solar heat gain is particularly important during the summer cooling seasons.

## WES 1584 Thermal Performance Test for Window Treatments – R Values (U Factor)

The resulting combined R-value for a single glazed window and the shutter is 1.78. The resulting combined R-value for a double glazed window and the shutter is 3.40. The resulting combined U-Factor for a single glazed window and the shutter is 0.56. The resulting combined U-Factor for a double glazed window and the shutter is 0.29.

## UV Stability Test (#Rd11151-95)

500, 1000 and 1500 hours: All samples performed well within the minimal degradation.

## 1.04 QUALITY ASSURANCE

- A. Supplier: The manufacturer shall be approved to supply the specified products and to honor any claims against the product as covered under the warranty.
- B. Installer: The installer shall be qualified to install the specified products, as demonstrated by prior experience. It is the installer's responsibility to install the product in accordance with the manufacturer's written instructions.

## 1.05 DELIVERY, STORAGE &amp; HANDLING

- A. Product shall be delivered to the jobsite or to the installer in the manufacturer's original package.
- B. Product shall be stored in a manner which will prevent the product from being damaged prior to installation.

## 1.06 JOBSITE CONDITIONS

- A. Field measurements: Verify actual finished dimensions of all applicable openings prior to fabrication.
- B. Building shall be enclosed prior to installation of any product.
- C. Installation of all doors, windows, ceilings, etc. shall be complete.
- D. Wet work shall be complete and dry.

## 1.07 WARRANTY

- A. 25-Year Warranty
- B. Shutters are warranted against such defects in materials that might result in blistering, peeling, flaking, corroding, and fading of the shutter frame or panel members for a period of twenty-five (25) years from date of installation.

## GREENGUARD® Listed for Microbial Resistance

Listed by GREENGUARD Environmental Institute (GEI) as complying with GREENGUARD Test Method. The test method for measuring microbial resistance from various sources using static environmental chambers was developed in accordance to ASTM Standard D-6329-98. Product is shown to resist the growth of mold when subjected to adverse environmental conditions.

## GREENGUARD® Indoor Air Quality and GREENGUARD® Children and Schools

Tested for chemical emissions, Eclipse™ Shutters has been certified for GREENGUARD Indoor Air Quality. Eclipse™ Shutters has also been certified for GREENGUARD Children and Schools for low emitting interior building materials, furnishing and finish systems used in educational (daycare and k-12) environments. Certification information can be found in the GREENGUARD Online Product Guide.



GREENGUARD® certification is a requirement reference in the Leadership for Energy and Environmental Design (LEED) for Commercial Interiors Rating System.

