



COMMERCIAL



HEALTHCARE



HOSPITALITY

ECLIPSE[®]
SHUTTERS

CONTRACT

Eclipse® Shutters are the perfect window treatment for commercial, healthcare, and hospitality settings. In addition to increased energy efficiency, durability, and cleanability, they add a relaxed sense of comfort and luxury to virtually any room. An industry leading 25-year warranty ensures many years of performance with minimal care.

FEATURES

- UltraSatin™ finish for the look of painted wood

U L T R A *Satin*™
F I N I S H

- Never have to refinish
- Will not fade, crack, chip, peel or warp
- Washable: easily cleaned with soap and water
- Superior energy efficiency

- Waterproof surface perfect for humid areas
- Microbial and fungal resistant
- Best for Kids™ Certified for child safety
- GREENGUARD® Gold Certified for children and schools
- Fire retardant: NFPA-701 Certified
- 7-day production guaranteed
- 25-year warranty



COMMERCIAL APPLICATIONS



Installing Eclipse Shutters in commercial applications such as offices, restaurants and retail stores allows for light control and privacy.

Important factors: energy efficiency, cleanability, safety standards

- Office settings
- Conference rooms
- Restaurants
- Retail Stores
- Schools
- University settings

HEALTHCARE APPLICATIONS



Installing Eclipse Shutters in healthcare facilities such as hospitals and assisted living facilities can bring a comforting, home-like feel to the space.

Important factors: cleanability, microbial/fungal resistant, safety standards

- Hospital rooms
- Dentist's offices
- Assisted living facilities
- Doctor's offices

HOSPITALITY APPLICATIONS



Installing Eclipse Shutters in hospitality settings such as hotels and resorts can offer a low maintenance alternative that also adds a sense of comfort.

Important factors: durability, low maintenance, safety standards

- Hotel guest rooms
- Hotel ballrooms
- Conference rooms
- Main office areas



COMMERCIAL



HEALTHCARE



HOSPITALITY


STANDARD SHUTTERS

Our standard shutter application can be used on many different window sizes from small hotel room windows to grand sized floor-to-ceiling windows. Décor and functionality will be the determining factors in the selection of color, louver size and frame style.

Eclipse Shutters will contribute to the performance of the building and organization as a whole in the areas of safety, energy usage, comfort and user experience.

Eclipse Shutters are one of the most durable window coverings on the market today. They will not only stand the test of time, but they will give your commercial, healthcare, and hospitality settings the welcoming feel of home.

Accommodates window openings from 6" - 144" wide, and 16" - 120" high.



TRACK SYSTEMS


Eclipse Shutters have more applications than just windows! Eclipse Shutters Track Systems can be used on windows, doors, closets and even to separate spaces.

The Bi-Fold shutter track system is commonly used for patio doors, though can also be an option for large windows since it allows the shutters to slide and fold open. Bi-folding shutter systems are designed to accommodate window and door openings from 24" to 192" wide and 20" to 120" high.

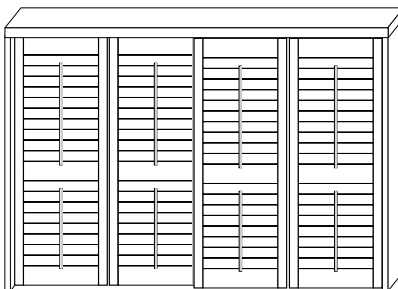
We have two new configurations for our By-Pass Track System:

- The New Triple By-Pass Track System can accommodate multiple panels within three tracks allowing for wider viewing areas.
- The New Open By-Pass Track System allows you to leave your louvers open and still slide the panels to the open and closed positions. This gives you full view while also allowing you to operate the panels.

Bi-Fold Track System

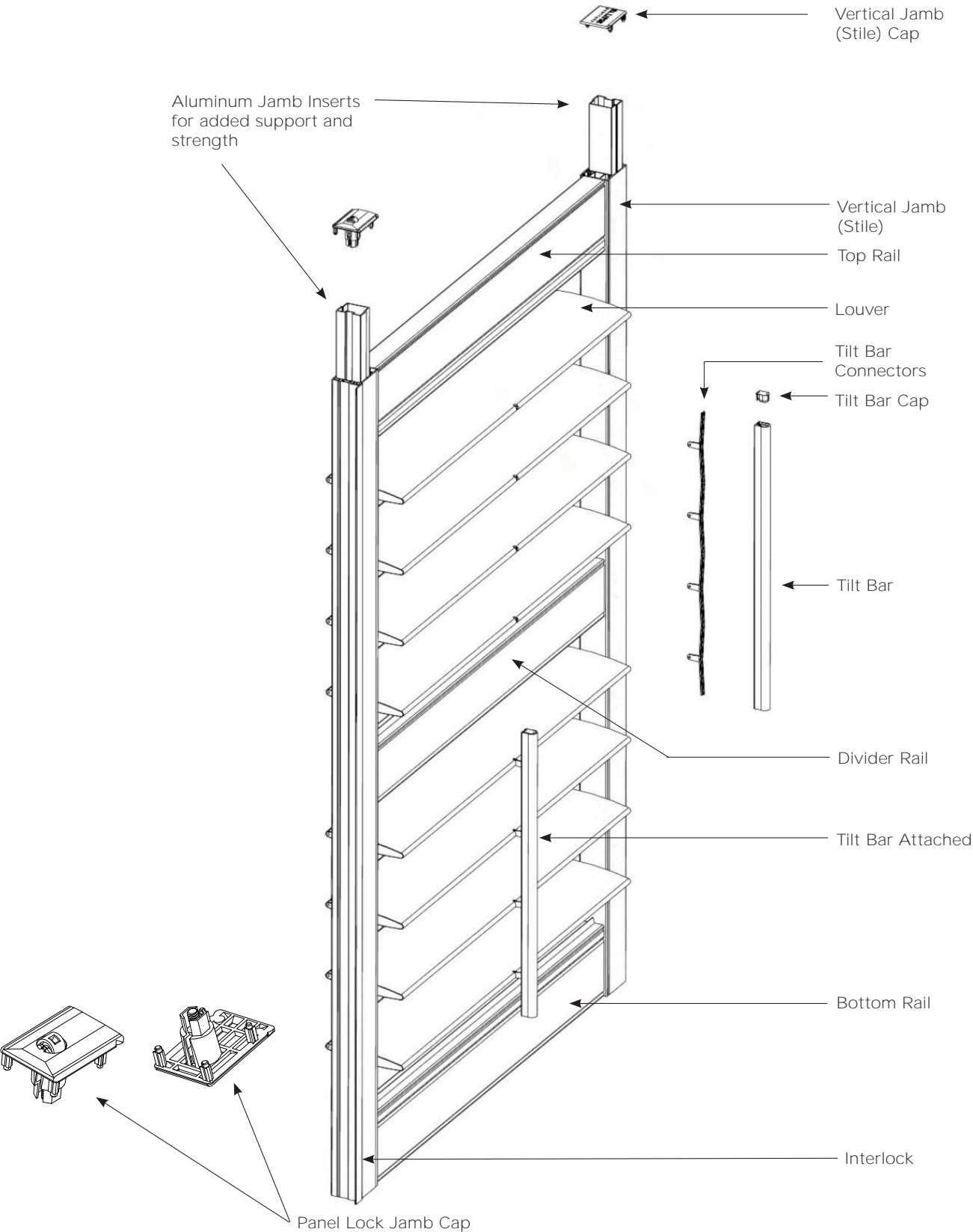


By-Pass Track System



PART 1 - PRODUCTS • SHUTTER PANEL PARTS

(Fig. 1)



2.01 ACCEPTABLE MANUFACTURER

A. Eclipse[®] Shutters: 1750 Satellite Blvd, Suite 100, Buford, GA 30518; P: 877-874-8877; F: 770-995-2237; www.eclipseshutters.com

B. Product substitutions must be approved by architect a minimum of 30 days prior to close of bid.

2.02 COMPONENTRY

A. **MATERIAL:** Polyresin 3[®] is exterior grade extruded vinyl that is NFPA 701 compliant and won't fade, crack, peel, or warp. The color is impregnated into the raw material for a consistent even finish for all profiles. All other molded accessories and small components are made of color coordinated nylon or polycarbonate material.

B. **PANEL:** All panels are assembled using stile and rail construction. The stiles are reinforced with either molded plastic, and/or aluminum reinforcement based on the size of the panel. Color coordinated stile end caps conceal fabrication hardware providing a finished look. Horizontal mid rails provide strength for longer panels and divides the shutter into 2 or more louver sections for maximum light control. (See Fig. 1, page 4)

C. **LOUVERS:** Elliptical shape louvers are available in 3 sizes: 2½", 3½" and 4½" widths. The louvers rotate fully in both directions when actuated. Computer positioned louver spacing provides accurate and equal spacing between louvers, creating a uniform look from shutter to shutter. (See Fig.2)

D. **ROTATION SYSTEM:** Traditional Tilt Bar System (See Fig. 3) provides a tight and uniform closure of all louvers at once. This is located on the front center of each panel. The optional UltraClearview[®] System (see Fig. 4) performs the same function as a tilt-bar, but is hidden on the back hinge side of the panel.

E. **FRAMES:** Seven frame options are available and can be configured with 2, 3, or 4 sides. Frame extensions are also available for outside mount frames.

1. **Z Frame:** This inside mount only frame has a 1 1/8" wide face that extends onto the face of the wall and can be used in conjunction with standard window trim. The Z Frame has an overall depth of 2 1/16".
2. **Trim Frame:** This inside mount only frame has a 2" wide face that extends onto the face of the wall resembling standard window trim. The Trim Frame has an overall depth of 2 1/16".
3. **Bullnose Z Frame:** This inside mount only frame has a 2" wide face that extends onto the face of the wall and can be used in conjunction with standard window trim. The Bullnose Z Frame has an overall depth of 2 1/16". Also available with this frame is the Bullnose Sill Frame which has a 1/2" wide face.
4. **Deluxe Trim Frame:** This inside mount only frame has a 2 11/16" wide face that extends onto the face of the wall resembling decorative window trim. The Deluxe Trim Frame has an overall depth of 2 1/16".
5. **L Frame:** This inside mount or outside mount frame has a 3/4" wide face. The L Frame has an overall depth of 2 1/16". Up to three ½" extensions can be added to the back side of the L Frame for greater depth clearance.
6. **Casing Sill/Decorative L:** This inside or outside mount frame has a 3/4" wide face and an overall depth of 2 7/16". Up to (3) 1/2" extensions are available for greater depth clearance. This frame can be used as a stand alone frame or a sill frame for outside mount Casing Frame applications.
7. **Casing Frame:** This outside mount only frame has a 2 1/8" wide face. The Casing Frame has an overall depth of 2 7/16". A single 1/2" frame extension is available for greater depth clearance. Also available with this frame is the Casing Sill Frame which has a 3/4" wide face.

F. **MOUNTING HARDWARE:** Manufacturers standard screws allow for an easy and proper installation. All hinges are two part hinges with a removable pin. Painted hinges are powder coated and color coordinated. Brass plated and stainless steel hinges are optional.

G. ADDITIONAL OPTIONS:

A. **Panel Lock:** A system that uses a spring loaded plunger. The plunger/caps are inserted into the bottom and top ends of the panel and locks into a groove in the frame. The plunger locks into the groove in the ramp, thus keeping the panel in the closed position.

B. **Magnet and Catch Plates:** Optional and can be substituted for the Panel Lock System.

2.03 FABRICATOR

A. Shutter measurements shall be accurate to within +/- 1/8" or as recommended by manufacturer.

B. All shutters are custom made to each individual order.

2.04 FINISHES

A. The 3 available colors are Cotton, Pearl, and Vanilla. The material resists scratches and dents and the color runs completely through the material.

B. Hinges are available in: Cotton, Pearl, Brass and Stainless Steel.

PRODUCT SPECIFICATIONS

Fig. 2



Louver Sizes

Fig. 3



Tilt Bar

Fig. 4



UltraClearview® hidden rear tilt



Frames

Colors and Hinges

PART 2 - GENERAL • GENERAL SPECIFICATIONS

1.01 SCOPE

- A. Supplier: Furnish and install Polyresin 3" shutters manufactured by Eclipse® Shutters: 1750 Satellite Blvd, Suite 100
Buford, GA 30518; Phone: 877-874-8877; Fax: 770-995-2237;
Website: www.eclipseshutters.com
- B. Related Work Specified Elsewhere

1.02 REFERENCES

- A. NFPA 701 Small Scale test for horizontal applications
- B. Solar Heat Gain Coefficient
- C. WES 1584 Thermal Performance test for window treatments
- D. UV Stabilized
- E. GREENGUARD listed for Microbial Resistance
- F. GREENGUARD Gold Certification
- G. GREENGUARD Certification

1.03 SUBMITTALS

- A. Product Information: Submit Eclipse Shutters product literature indicating options, materials, configurations, installation instructions and care and cleaning recommendations.
- B. Drawings: Configuration and assembly drawings shall be supplied upon request.
- C. Color Samples: Submit a color sample in the type and color specified.
- D. Shutters are custom built based on the measurements taken in the field.

1.04 QUALITY ASSURANCE

- A. Supplier: The manufacturer shall be approved to supply the specified products and to honor any claims against the product as covered under the warranty.
- B. Installer: The installer shall be qualified to install the specified products, as demonstrated by prior experience. It is the installer's responsibility to install the product in accordance with the manufacturers written instructions.

1.05 DELIVERY, STORAGE & HANDLING

- A. Product shall be delivered to the jobsite or to the installer in the manufacturer's original package.
- B. Product shall be stored in a manner which will prevent the product from being damaged prior to installation.

1.06 JOBSITE CONDITIONS

- A. Field measurements: Verify actual finished dimensions of all applicable openings prior to fabrication.
- B. Building shall be enclosed prior to installation of any product.
- C. Installation of all doors, windows, ceilings, etc. shall be complete.
- D. Wet work shall be complete and dry.

1.07 WARRANTY

- A. 25 Year Warranty; Shutters are warranted against such defects in materials that might result in blistering, peeling, flaking, corroding, and fading of the shutter frame or panel members for a period of twenty-five (25) years from date of installation.

Flammability (Flame Resistant)

Meets and exceeds NFPA 701 flammability testing for commercial and hospitality applications.

Solar Heat Gain Coefficient

Eclipse product ability to block heat from sun has a SHGC of 0.09. SHGC is expressed as a number between 0 and 1. The lower the SHGC, the better a product is at blocking unwanted heat gain. Blocking solar heat gain is particularly important during the summer cooling seasons.

WES 1584 Thermal Performance Test for Window Treatments - R Values (U Factor)

The resulting combined R-value for a single glazed window and the shutter is 1.78. The resulting combined R-value for a double glazed window and the shutter is 3.40. The resulting combined U-Factor for a single glazed window and the shutter is 0.56. The resulting combined U-Factor for a double glazed window and the shutter is 0.29.

UV Stability Test (#Rd11151-95)

500, 1000 and 1500 hours: All samples performed well within the minimal degradation.

GREENGUARD® Listed for Microbial Resistance

Listed by GREENGUARD Environmental Institute (GEI) as complying with GREENGUARD Test Method. The test method for measuring microbial resistance from various sources using static environmental chambers was developed in accordance to ASTM Standard D-6329-98. Product is shown to resist the growth of mold when subjected to adverse environmental conditions.

GREENGUARD® & GREENGUARD® Gold Certified

Eclipse Shutters have been tested and verified for both GREENGUARD and GREENGUARD Gold Certifications. These certification programs include testing for low-emitting interior building materials, furnishings, and finish systems used in educational, office and other sensitive environments. All GREENGUARD Gold products have been tested for their chemical emissions performance according to CA 01350 and can be found in the GREENGUARD Online Product Guide.

**Best for Kids™ Certified**

The Best for Kids certification is a brand new safety program put forth by the WCMA (Window Covering Manufacturers Association). This is the industry's first third party certification program designed to help consumers and retailers easily identify products that are safe to use in homes with young children.



GREENGUARD® certification is a requirement reference in the Leadership for Energy and Environmental Design (LEED) for Commercial Interiors Rating System.